

KHAN ACADEMY OVERVIEW

Circular No: CIR/2021/009

11th July 2020

Classes: IV-XII

Dear parents,

Assalamualaikum WRB!

KHAN ACADEMY

For effective learning, at Sana we are adopting the Blended learning Approach- An approach to learning that combines Live classes supported by Online Learning experience. This Blended approach will be a permanent feature even after schools reopen, InshaAllah. Educationists are convinced that students learning will be enhanced using this facility.

Our academic lessons will be integrated with the Khan Academy, Learning Management System (LMS). This LMS, offers practice exercises, assessments and unit tests, instructional videos, and a personalized learning dashboard that empower learners to study at their own pace and outside of the classroom. The subjects covered are as follows: Math, Grammar, science, computing, history, economics, and more, including K-14 and test preparation (SAT, JEE) content.

This is a free LMS and parents are requested not to subscribe to any other online learning tools offered from other companies for Maths or English.

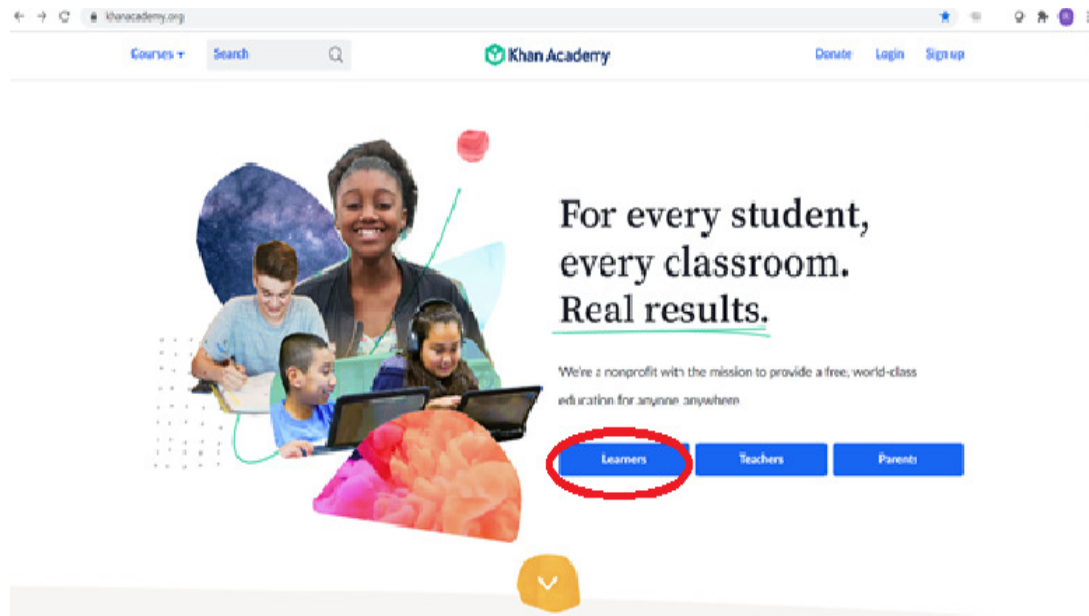
For more details, kindly visit the website www.khanacademy.org

Kindly follow the step by step procedure to set up the Learner Account.

KHAN ACADEMY OVERVIEW

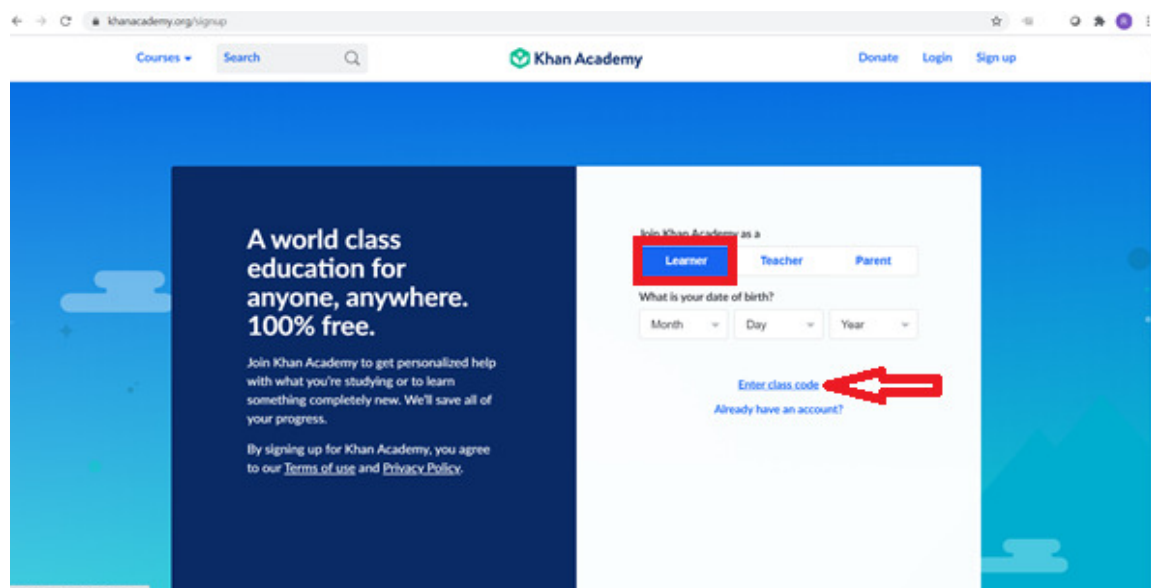
STEP 1: Type www.khanacademy.org in your browser

STEP 2: The below screen will appear choose learners tab/option.



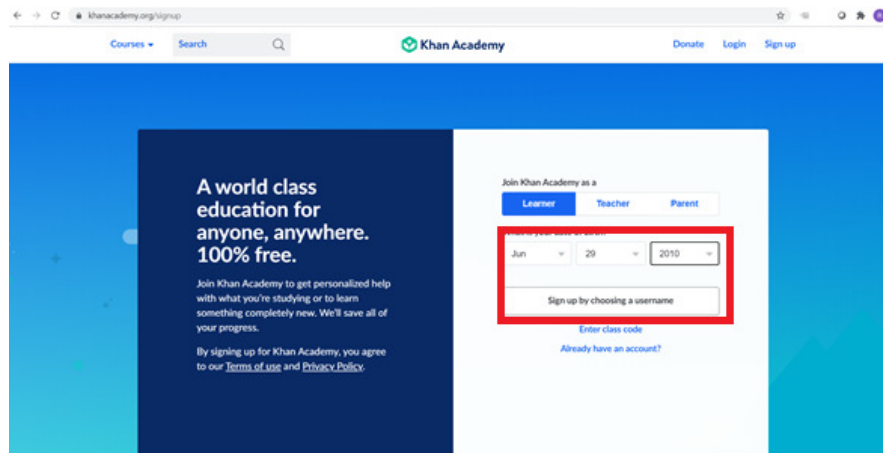
STEP 3: Joining the academy as learner

Join as a learner and set up your account first and enter the code shared by the teacher.

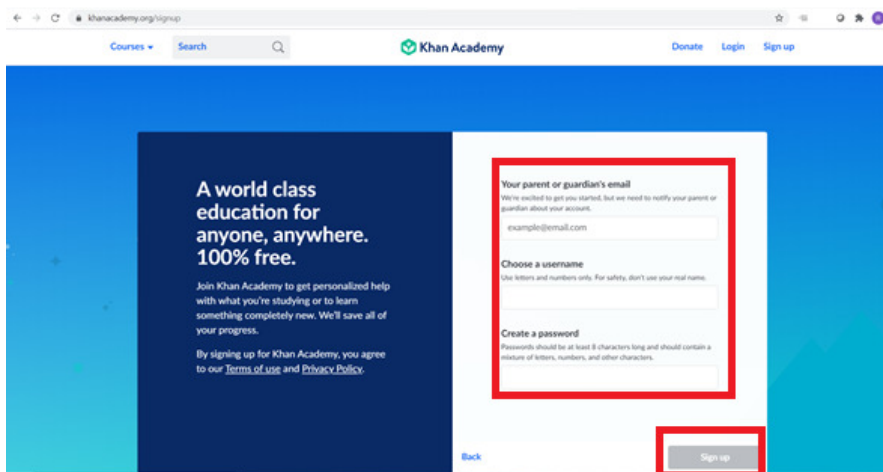


KHAN ACADEMY OVERVIEW

- **TO SET UP YOUR ACCOUNT:** Fill in your details (date of birth) & go to next page and enter parent's or guardian's mail ID, choose a user name and password.

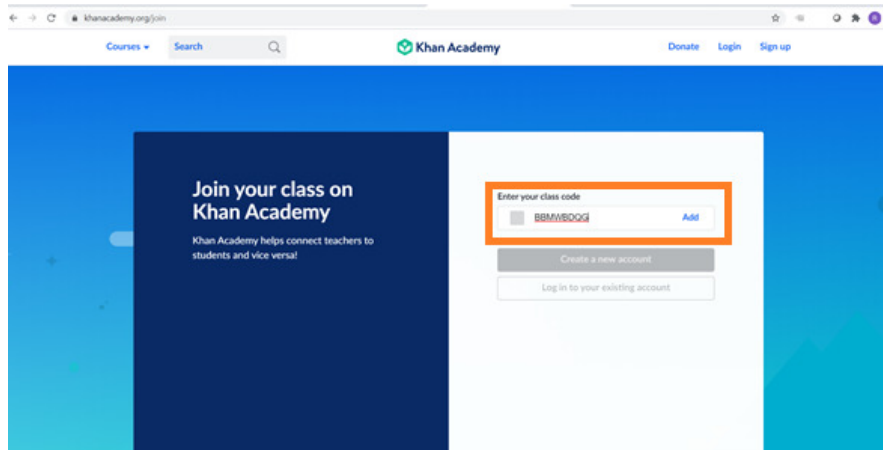


The screenshot shows the Khan Academy sign-up page. On the left, there is a dark blue box with the text: "A world class education for anyone, anywhere. 100% free." Below this, it says "Join Khan Academy to get personalized help with what you're studying or to learn something completely new. We'll save all of your progress." and "By signing up for Khan Academy, you agree to our [Terms of use](#) and [Privacy Policy](#)." On the right, there is a white box with the heading "Join Khan Academy as a" and three buttons: "Learner", "Teacher", and "Parent". Below these buttons, there is a date selection interface with dropdown menus for the month (Jun), day (29), and year (2010). A red box highlights the date selection area. Below the date selection, there is a text input field for "Sign up by choosing a username" and a button for "Enter class code". At the bottom, there is a link for "Already have an account?".



The screenshot shows the Khan Academy sign-up page. On the left, there is a dark blue box with the text: "A world class education for anyone, anywhere. 100% free." Below this, it says "Join Khan Academy to get personalized help with what you're studying or to learn something completely new. We'll save all of your progress." and "By signing up for Khan Academy, you agree to our [Terms of use](#) and [Privacy Policy](#)." On the right, there is a white box with the heading "Your parent or guardian's email" and a text input field with the placeholder "example@email.com". Below this, there is a section for "Choose a username" with a text input field and a note: "Use letters and numbers only. For safety, don't use your real name." Below that, there is a section for "Create a password" with a text input field and a note: "Passwords should be at least 8 characters long and should contain a mixture of letters, numbers, and other characters." A red box highlights the email, username, and password creation section. At the bottom right, there is a "Sign up" button and a "Back" link.

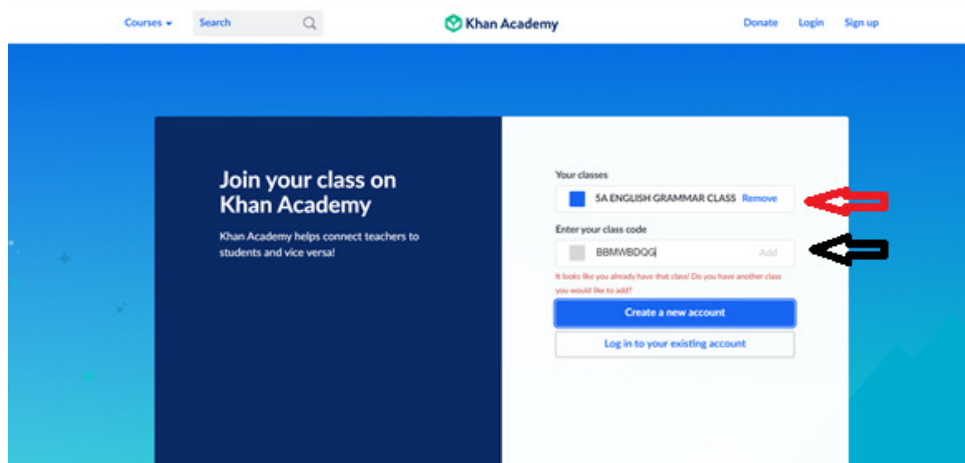
- **ENTER CLASS CODE SHARED BY THE SUBJECT TEACHER.**



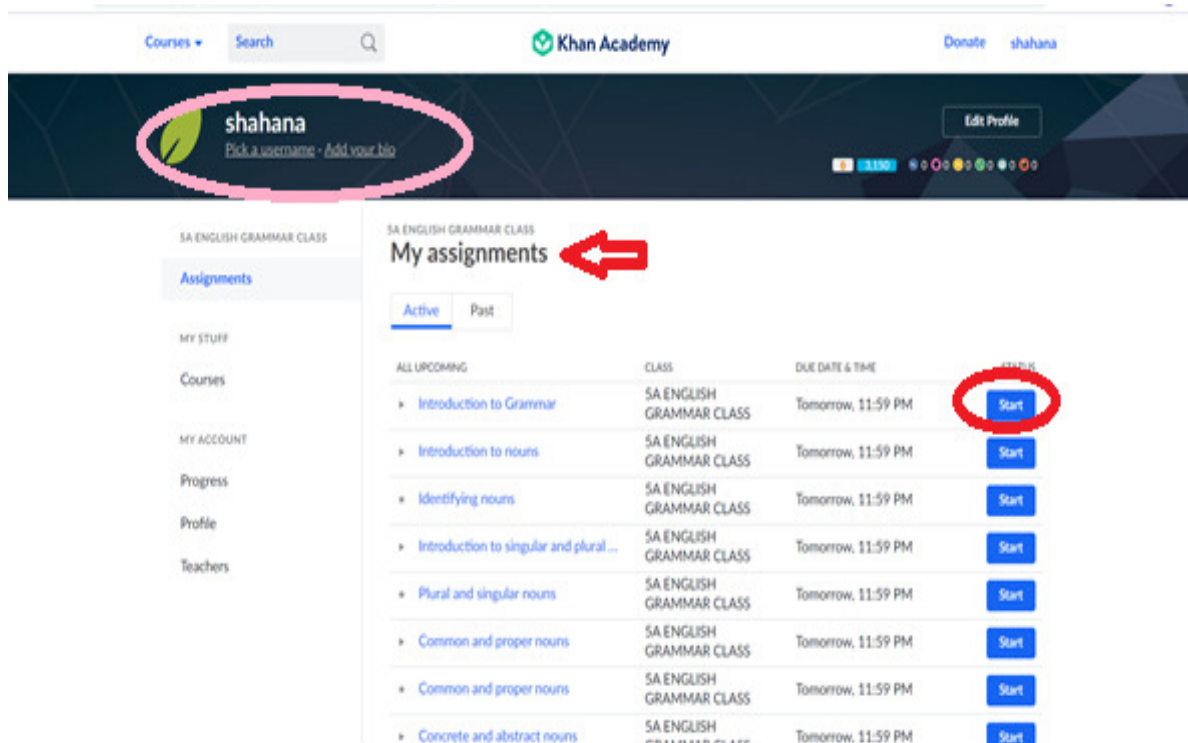
The screenshot shows the Khan Academy sign-up page. On the left, there is a dark blue box with the text: "Join your class on Khan Academy" and "Khan Academy helps connect teachers to students and vice versa!". On the right, there is a white box with the heading "Enter your class code" and a text input field with the placeholder "BBMMBOGG" and an "Add" button. Below this, there is a "Create a new account" button and a "Log in to your existing account" button. An orange box highlights the class code entry field.

KHAN ACADEMY OVERVIEW

- Once you enter the code the respective class name will automatically appear in your screen, you can add one more code here. For each subject the code would differ and it will be shared by the respective subject teacher



- Students dashboard will look like this name will be displayed, under assignments the active task will be displayed. Students can take up the assignment by clicking on the start option



Management

KHAN ACADEMY OVERVIEW

Sana Model School